

LLPG For CENSUS 2011

Presentation for the LLPG Best Practice Day

17th February 2010

Census – background

1. Every 10 years – last one in 2001
2. 27/3/2011, 25 million households across England & Wales
3. Why: from 1801 for service planning, policy making & funding allocation
4. How: ONS designs, manages & runs
5. Questionnaire: 56 questions (6 in 1801!) 14 for household, 42 for person
6. Data confidentiality: personal data confidential for 100 years

Census – why is this important for Southwark?

1. The amount of money we receive depends on the number of people counted
2. We can only design services if we know who to design them for
3. Once in a 10 year opportunity to use it as a driver for wider improvements

Census 2001 - Southwark

1. 75% response, within the 15 lowest Local Authorities
2. Highest number of unprocessed forms in the country
3. Because of 1 & 2, ONS imputed for a significant chunk of the population
4. Southwark challenged imputation

Census 2011 – what is different from 2001?

- 1. Post-out and post-back replaces door-knocking**
- 2. ONS is seeking active and proactive support from Local Authorities**
- 3. Web-completion for the first time**
- 4. New questions (especially on identity)**
- 5. Significantly less enumeration resources**
- 6. National response target – 94%**
- 7. Strong efficiency drivers for Local government**

What are we doing? Census 2011 Programme

1. **Census 2011 Programme initiated on October 22nd, 2009 with the following workstreams:**
 1. **Accurate address register**
 2. **Enumeration intelligence**
 3. **Communications and engagement**
 4. **Logistical and partnership support to ONS**
2. **All the above depend on each other. Address register & community involvement are probably our key opportunities and risks**

LLPG For Census 2011

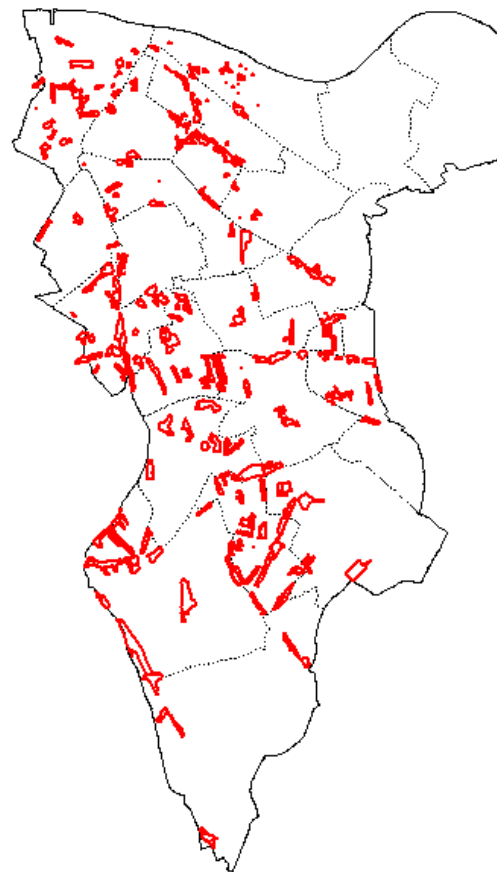
- **LLPG for National Address Register**
- **LLPG as enabler for other Census work**
- **What does the LLPG get out of Census involvement?**

LLPG for National Address Register

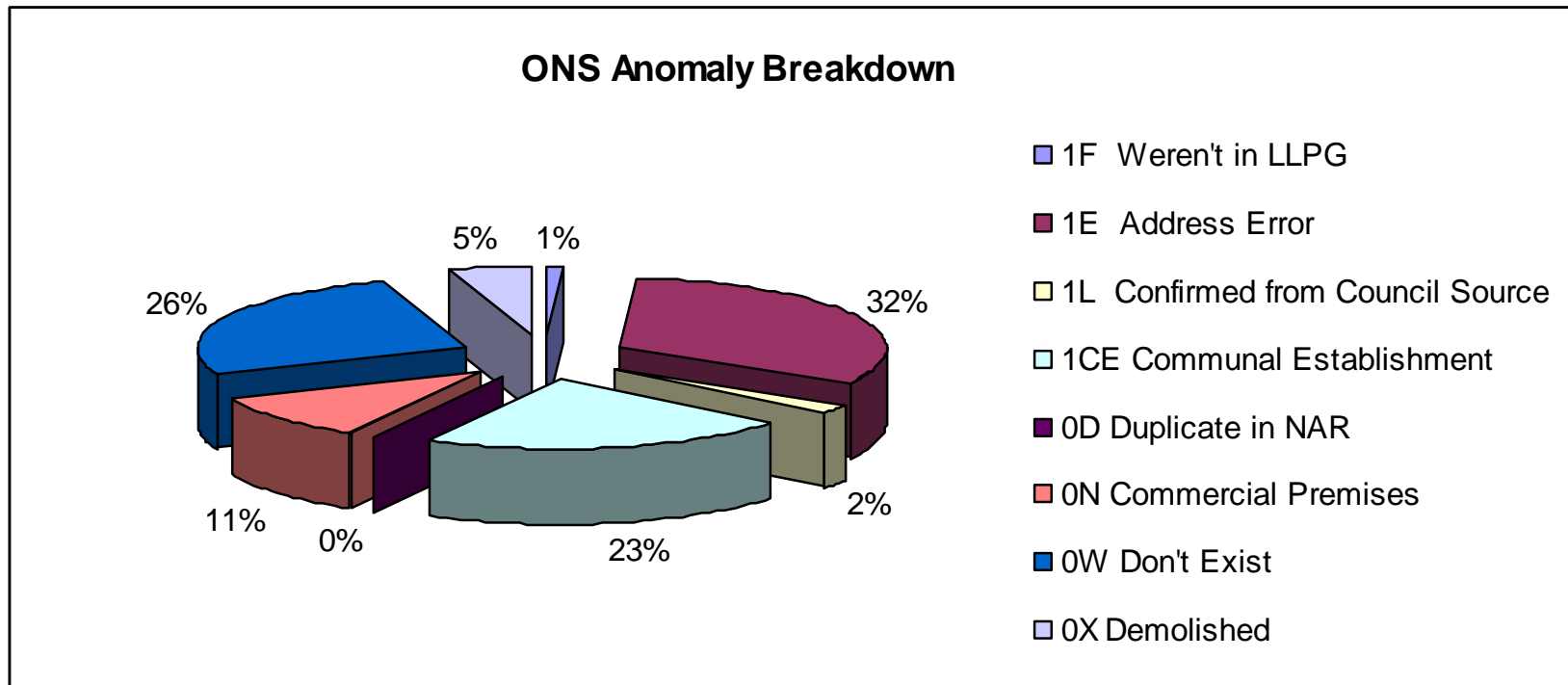
ONS Anomaly Resolution

839 PAF/AL2 addresses

0.6% of our residential and commercial properties



LLPG for National Address Register



LLPG for National Address Register

Data Cleansing

Compare Council Tax and Electoral Registration Cross-references

- 800 records de-duplicated

Links to other systems and projects

- Supporting People
- Empty Homes Initiative
- Adult Social Care
- Short-term Migration Survey

LLPG as enabler for other Census work

Population Types

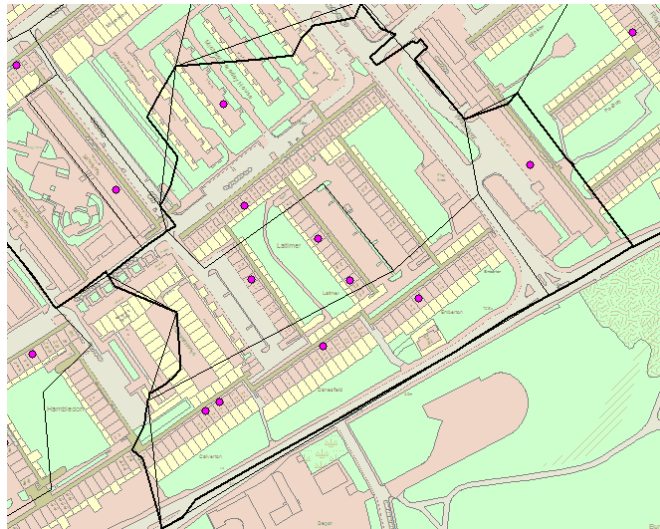
Population field	Data requirement
Hidden population	Utility Meters
Hidden population	Unlicenced HMOs
List of private communal establishments	B&Bs
List of private communal establishments	Hotels
List of private communal establishments	Serviced apartments
List of private communal establishments	Health spas (with accommodation)
Hard to count (ethnicity)	School Census
Hard to count (lifestyle)	Marinas (Southwark managed)
Hard to count (lifestyle)	Leisure parks
Hard to count (lifestyle)	Holiday camps
Hard to count (life event)	Homeless
Hard to count (life event)	Squatted in proprties
Hard to count (life event)	Crack Houses

Health and social care establishments	Care homes
Health and social care establishments	Nursing homes
Health and social care establishments	Residential care homes
Health and social care establishments	Private houses with only social care patients
Health and social care establishments	Psychiatric health establishments
Health and social care establishments	Children's homes
Health and social care establishments	Maternity units
Health and social care establishments	Rehabilitation centres
Health and social care establishments	Refuges for victims of domestic violence
Health and social care establishments	Rough sleepers' hostels

LLPG as enabler for other Census work

Area Profiles

To ensure that ONS enumerators receive accurate, complete and appropriate information in the most appropriate manner to help them undertake effective enumeration of Southwark's areas



80% of the data for our Area Profiles is coming from property classifications in the LLPG

What does the LLPG get out of the Census?

- More work
- Improved data quality (?)
- Increased publicity